



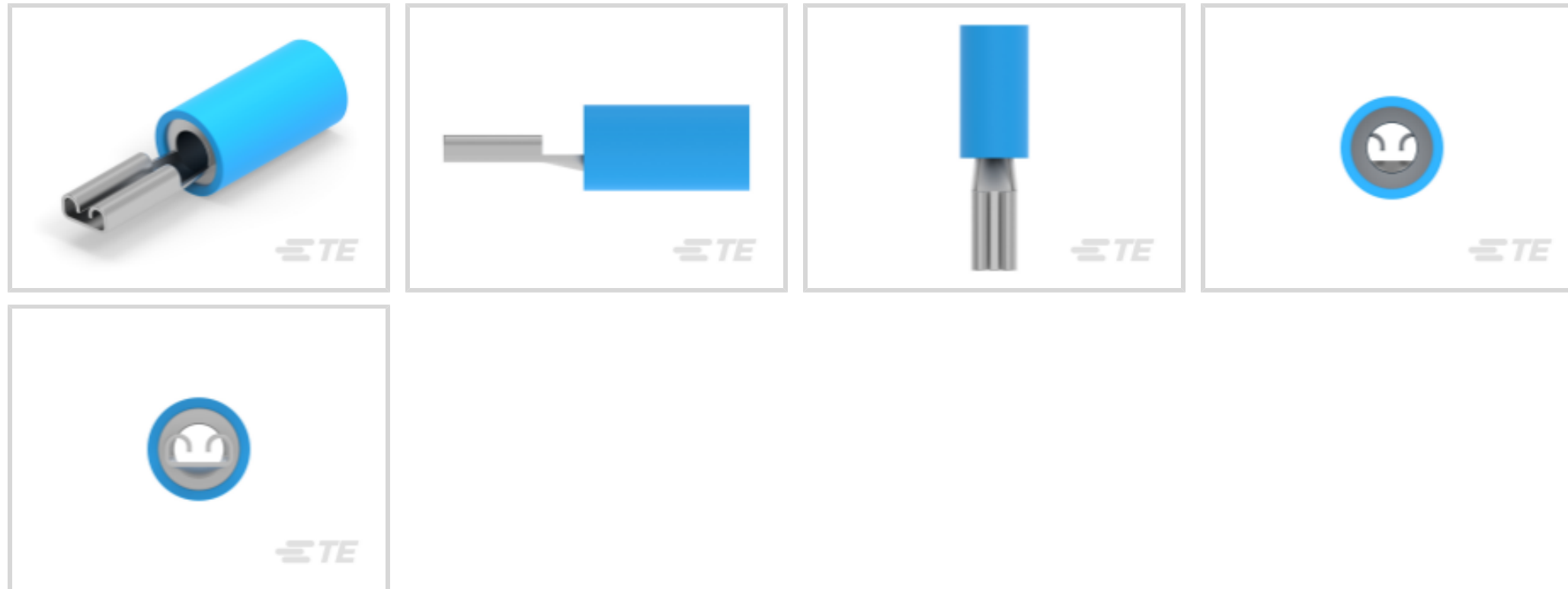
PIDG

TE Internal #: 9-1377174-6

Quick Disconnects, Receptacle, 15.5 – 13.5 AWG Wire Size, 1.5 – 2.5 mm<sup>2</sup> Wire Size, 2960 – 4933 CMA Wire Size, Mating Tab Width .11 in [2.8 mm], PIDG

[View on TE.com >](#)

Terminals & Splices > Quick Disconnects



Quick Disconnect Terminal Type: **Receptacle**

Wire Size: **2960 – 4933 CMA**

Mating Tab Width: **2.8 mm [.11 in]**

**Features**

**Product Type Features**

Wire Stop	No
Insertion Force	Normal
Sealable	No

**Electrical Characteristics**

Voltage (Max)	300 V
---------------	-------

**Body Features**

Insulation Material	Nylon
---------------------	-------

**Contact Features**

Quick Disconnect Terminal Type	Receptacle
Mating Tab Width	2.8 mm [.11 in]
Mating Tab Thickness	.51 mm [.02 in]
Terminal Orientation	Straight
Contact Base Material	Phosphor Bronze
Terminal Plating Material	Tin
Crimp Type	Compression



Barrel Type	Closed
-------------	--------

### Mechanical Attachment

Mating Retention Type	Dimple
Wire Insulation Support	With

### Dimensions

Accepts Wire Insulation Diameter Range	4.29 mm [.169 in]
Wire Size	2960 – 4933 CMA

### Usage Conditions

Insulation Option	Partially Insulated
Operating Temperature Range	105 °C [221 °F]

### Packaging Features

Packaging Quantity	50
Packaging Method	Box

### Other

Barrel Color	Blue
Comment	Bulk number 165616-5.

## Product Compliance

[For compliance documentation, visit the product page on TE.com>](#)

EU RoHS Directive 2011/65/EU	Compliant
EU ELV Directive 2000/53/EC	Compliant
China RoHS 2 Directive MIIT Order No 32, 2016	No Restricted Materials Above Threshold
EU REACH Regulation (EC) No. 1907/2006	Current ECHA Candidate List: JUNE 2022 (224) Candidate List Declared Against: JAN 2022 (223) Does not contain REACH SVHC
Halogen Content	Not Yet Reviewed for halogen content
Solder Process Capability	Not applicable for solder process capability

#### Product Compliance Disclaimer

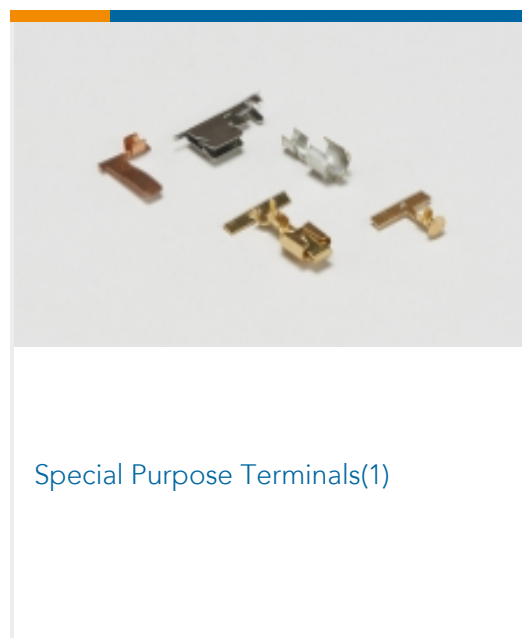
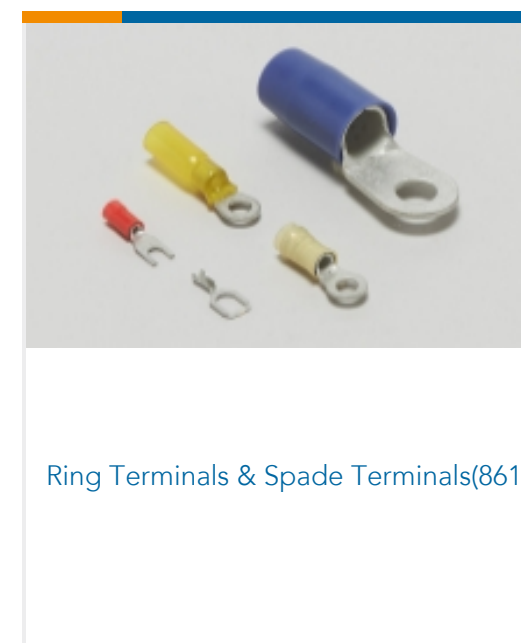
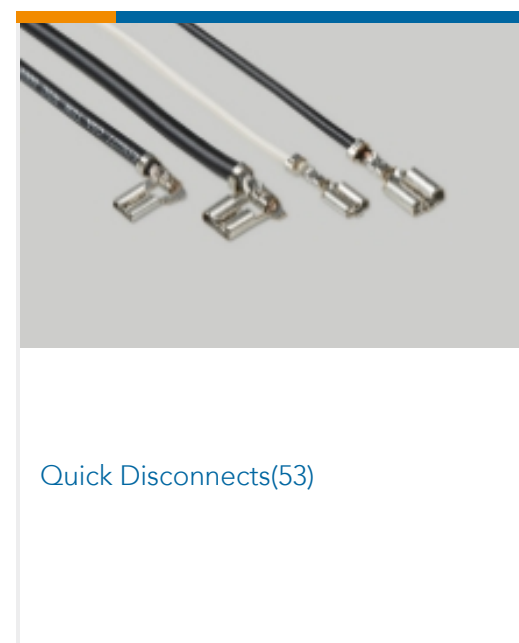


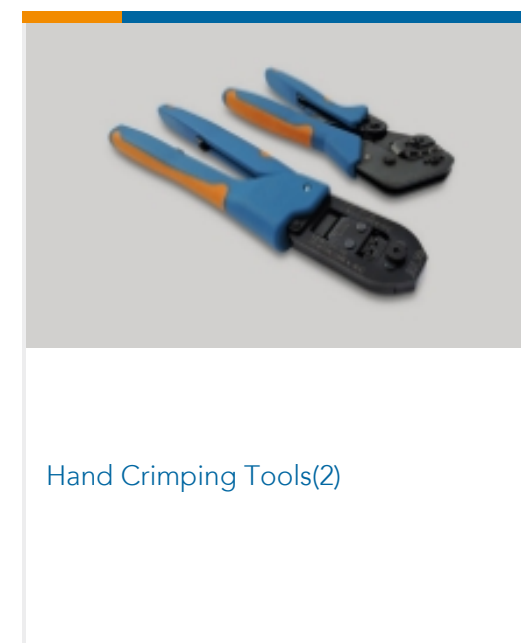
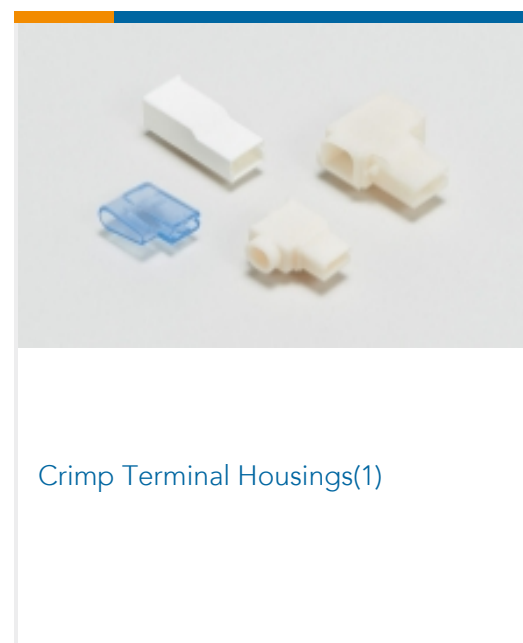
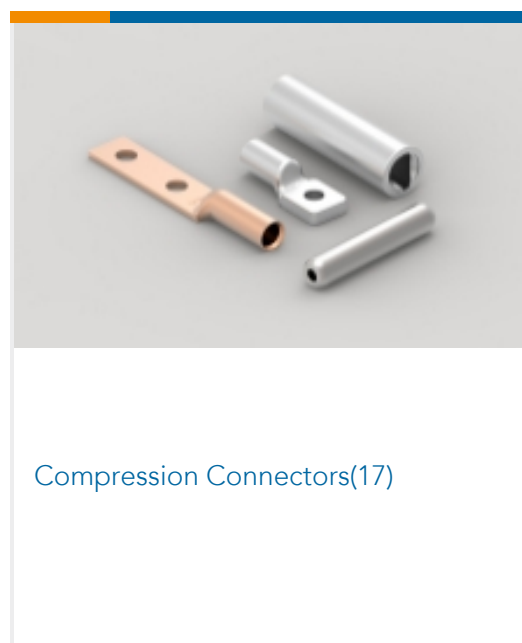
This information is provided based on reasonable inquiry of our suppliers and represents our current actual knowledge based on the information they provided. This information is subject to change. The part numbers that TE has identified as EU RoHS compliant have a maximum concentration of 0.1% by weight in homogenous materials for lead, hexavalent chromium, mercury, PBB, PBDE, DBP, BBP, DEHP, DIBP, and 0.01% for cadmium, or qualify for an exemption to these limits as defined in the Annexes of Directive 2011/65/EU (RoHS2). Finished electrical and electronic equipment products will be CE marked as required by Directive 2011/65/EU. Components may not be CE marked. Additionally, the part

numbers that TE has identified as EU ELV compliant have a maximum concentration of 0.1% by weight in homogenous materials for lead, hexavalent chromium, and mercury, and 0.01% for cadmium, or qualify for an exemption to these limits as defined in the Annexes of Directive 2000/53/EC (ELV). Regarding the REACH Regulation, the information TE provides on SVHC in articles for this part number is based on the latest European Chemicals Agency (ECHA) 'Guidance on requirements for substances in articles' posted at this URL: <https://echa.europa.eu/guidance-documents/guidance-on-reach>

## Compatible Parts



## Also in the Series | PIDG



## Documents



### Product Drawings

[SMP 0-0165616-5](#)

English

---

### CAD Files

[3D PDF](#)

3D

Customer View Model

[ENG\\_CVM\\_CVM\\_9-1377174-6\\_C1.2d\\_dxf.zip](#)

English

Customer View Model

[ENG\\_CVM\\_CVM\\_9-1377174-6\\_C1.3d\\_igs.zip](#)

English

Customer View Model

[ENG\\_CVM\\_CVM\\_9-1377174-6\\_C1.3d\\_stp.zip](#)

English

By downloading the CAD file I accept and agree to the [Terms and Conditions](#) of use.

---

### Datasheets & Catalog Pages

[RADIATION\\_RESISTANT\\_PRE-INSULATED\\_TERMINALS\\_SPLICES](#)

English

---

### Product Specifications

[Application Specification](#)

English